



Via Email Only

June 9, 2023

**Online Survey Summary
Corn Palace Park**

RE: Online Survey #1

Date: May 15, 2023 - May 29, 2023

Number of online survey respondents: 174

The purpose of the online survey was to solicit input on community members' preferred park features to include in the Corn Palace Park design. The survey was available from May 15 through May 29, 2023, and the results are summarized below.

Summary

Community members generally preferred that the park prioritize passive uses or provide a balanced mix of passive and active uses. Of the passive uses, a majority felt that an open turf area was important while game tables were not very important. Of the active uses, a majority felt that a playground was very important while splash play was not very important. A majority of participants did not feel that WiFi, a dog park, or a restroom were important features and amenities to provide at this park.

(For detailed online survey results, see attached.)

Additional Comments Received

Primary comments and concerns expressed by survey respondents in the write-in responses are organized by category. The number of mentions is noted in parentheses.

Safety, Privacy, Access, and Parking (20)

- provide a fence or barrier between homes directly adjacent to the park
- consider gated access control between homes and the public park
- do not fence the park, allow pedestrian access
- provide trees around the park
- noise concerns
- concerns regarding increased traffic and parking in the adjacent neighborhood
- provide ample parking
- do not provide a parking lot for the park
- consider surveillance cameras and provide routine maintenance

Restroom and Maintenance (15)

- consider omitting restroom and BBQ grills due to maintenance and park cleanliness
- concerns around attracting unhoused people
- park may not require a restroom
- most of the park users live nearby and can use their bathrooms at home

BURLINGAME

1633 Bayshore Highway, Suite 133
Burlingame, CA 94010
650.375.1313

GOLD RIVER

12150 Tributary Point Drive, Suite 140
Gold River, CA 95670
916.985.4366

SAN JOSE

2025 Gateway Place, Suite 285
San Jose, CA 95110
408.275.0565

Planting and Water Conservation (8)

- consider water conservation
- prefer trees instead of shade structures to provide shade
- consider drought-tolerant plants instead of lawn
- consider native plants
- consider pollinator garden, rose garden, vegetable plots

Sport Facilities (8)

- Ponderosa Park has many sports facilities, complement with amenities not at Ponderosa
- prefer sports facilities that allow many users at once (e.g., basketball, soccer) over sports that support few users (e.g., tennis, pickleball)
- do not want tennis court since other nearby parks have it
- prefer more tennis courts due to long lines at Ponderosa Park
- prefer basketball court because Ponderosa Park is far
- noise concerns with sports court use at night

Walking Path (5)

- provide a walking path around the park

Other write-in comments received included an interest in a farming-themed playground, amenities for older children and older adults, a bike park, and a swimming pool (note: swimming pools are not built in mini-parks per City policy).

Submitted by:



Melinda Wang
Callander Associates
cc: All attendees

Sunnyvale Corn Palace Park Survey #1

Share your vision for the new Corn Palace Park

Summary Of Responses

Topic Registration Type: No registration

As of May 30, 2023, 11:20 AM, this forum had:

Attendees: 187

Responses: 174

Hours of Public Comment: 8.7

Topic Start




May 11, 2023, 9:12 AM

Topic End

May 29, 2023, 11:59 PM

QUESTION 1

Where do you live?

		%	Count
Within a 1/4 mile of the Corn Palace Park site, in the City of Sunnyvale		83.9%	146
More than a 1/4 mile away from the Corn Palace Park site, in the City of Sunnyvale		11.5%	20
Outside of the City of Sunnyvale		4.6%	8

QUESTION 2

How often do you currently visit your locals parks?

		%	Count
Daily		47.7%	83
Weekly		39.1%	68
Monthly		8.0%	14
A few times a year or less		5.2%	9

Sunnyvale Corn Palace Park Survey #1

Share your vision for the new Corn Palace Park


QUESTION 3

On a scale from 1 to 5, how important is it to include playgrounds at this park?



QUESTION 4

On a scale from 1 to 5, how important is it to include an open turf area at this park?




QUESTION 5

On a scale from 1 to 5, how important is it to include a picnic area at this park?



Sunnyvale Corn Palace Park Survey #1

Share your vision for the new Corn Palace Park



QUESTION 6

On a scale from 1 to 5, how important is it to include 1/2 court basketball at this park?



QUESTION 7

On a scale from 1 to 5, how important is it to include a single tennis court at this park?



Sunnyvale Corn Palace Park Survey #1

Share your vision for the new Corn Palace Park

QUESTION 8

On a scale from 1 to 5, how important is it to include a pickleball court at this park?



QUESTION 9

On a scale from 1 to 5, how important is it to include a restroom at this park?



QUESTION 10

On a scale from 1 to 5, how important is it to include a shade structure at this park?



Sunnyvale Corn Palace Park Survey #1

Share your vision for the new Corn Palace Park



QUESTION 11

On a scale from 1 to 5, how important is it to include splash play at this park?



QUESTION 12

On a scale from 1 to 5, how important is it to include game tables at this park?




Sunnyvale Corn Palace Park Survey #1

Share your vision for the new Corn Palace Park

QUESTION 13

On a scale from 1 to 5, how important is it to include a pollinator garden at this park?



QUESTION 14

On a scale from 1 to 5, how important is it to include fitness equipment at this park?



QUESTION 15

On a scale from 1 to 5, how important is it to include a dog park at this park?




Sunnyvale Corn Palace Park Survey #1

Share your vision for the new Corn Palace Park

		%	Count
3		8.1%	14
4		1.7%	3
5 - Very Important		22.5%	39




QUESTION 16

Would you like to have basic Wi-Fi provided at this park if it meant that a different park feature would need to be eliminated?

		%	Count
Yes, Wi-Fi is important and should be available at the park		21.6%	37
No, Wi-Fi is not important and should not be available at the park		78.4%	134

QUESTION 17

Do you prefer the Corn Palace Park to have more passive use features or more active use features?

		%	Count
More passive use (open lawn, pollinator garden, walking paths, seating areas)		46.5%	80
More active use (playgrounds, sports courts, fitness equipment)		10.5%	18
An equal mix of passive and active use features		43.0%	74

QUESTION 18

What format do you prefer for future meeting?

		%	Count
In-person only		8.7%	15

Sunnyvale Corn Palace Park Survey #1

Share your vision for the new Corn Palace Park

		%	Count
Online only		49.1%	85
Both in-person and online		42.2%	73

QUESTION 19

Please share with us any additional thoughts you have about the Corn Palace Park project.

Answered	77
Skipped	97